

As of 30/06/2023

PEREGRINE GLOBAL DIVIDEND FUND (CLASS R)

INVESTMENT OBJECTIVE AND POLICY

The Peregrine Global Dividend Fund (“the fund”) aims to provide capital growth. The fund targets a dividend yield that is at least at a 50% premium to that of the MSCI World Index, and a return in excess of the benchmark, which is the MSCI World High Dividend Yield Net Total Return Index. To achieve the investment objective, the team looks to identify attractively priced companies of robust quality, with capital growth potential, that are positioned to produce attractive and growing levels of sustainable dividend income over time. The fund will predominantly invest directly or indirectly in high dividend paying equity securities. The fund may also invest in fixed income securities, money market instruments, cash, and cash equivalents. Investments may be made by the Fund directly or indirectly by investing in listed and unlisted collective investment schemes (including exchange traded funds) which will, themselves, predominantly invest in the aforementioned investments/securities. Derivatives shall be used for efficient portfolio management and to protect downside risk.

FUND INFORMATION

Minimum Disclosure Document Issue Date	14/07/2023
Investment Advisor	Citadel Investment Services (Pty) Ltd
Investment Manager	Peregrine Guernsey Ltd
ISIN	GG00BMBVFR72
Domicile	Guernsey
Base Currency	US Dollar
Distribution Status	Acc
Benchmark	MSCI World High Dividend Yield Index
Morningstar Category	EAA Fund Global Equity Income
Launch Date	08/09/2021
NAV per Participatory Interest	\$ 95.85
Initial Fee (maximum)	3% (subject to investor consent)
Annual Management Fee	1.25%
Minimum Investment	\$ 10,000
Pricing & Dealing Frequency	Daily

Valuation Time
Business day prior to the dealing day which reflects the close of business in the markets relevant to the assets and liabilities of the fund

Transaction Cut Off Time
4pm (Guernsey time) on the business day prior to the relevant dealing day

ASSET ALLOCATION (MARKET VALUE, LOOK THROUGH)



TOP TEN HOLDINGS (EXCLUDING CASH)

Microsoft Corp	3.6%
Broadcom Inc	3.6%
Merck & Co Inc	3.1%
Shell PLC	2.9%
Procter & Gamble Co	2.7%
Nestle SA	2.6%
BHP Group Ltd ADR	2.3%
Philip Morris International Inc	2.3%
AstraZeneca PLC ADR	2.3%
PepsiCo Inc	2.1%

RISK REWARD PROFILE



This portfolio invests predominantly in equity securities that are listed in developed markets. In terms of the above risk reward profile, the portfolio has a higher risk rating due to the nature of its investments, which may be subject to risks which include, but are not limited to, adverse stock market conditions, political and macroeconomic events, company earnings and significant corporate events, as well as currency fluctuations.

FUND & SHARE CLASS SIZE

Fund Size (million)	\$ 98.63
Share Class Size (million)	\$ 60.82

EFFECTIVE DERIVATIVE EXPOSURE

Currency Derivatives	Nil
Equity Derivatives	-1.5%
USD Cash Margin a/c (as % of fund)	0.1%

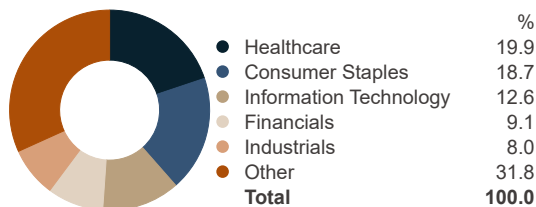
Effective derivative exposure is on a non look through basis

FUND HIGHEST/LOWEST ANNUAL RETURN

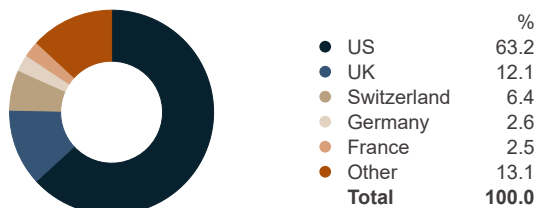
HIGHEST		LOWEST	
Date	30/06/2023	Date	31/10/2022
Fund	4.2%	Fund	-10.2%
Benchmark	8.0%	Benchmark	-6.6%

Calculated as a 12 month rolling performance figure using month-end values since the fund's launch. The benchmark performances shown above are an illustration of its own performance for the periods shown for the fund. This is not a reflection of the benchmark's own highest or lowest annual return.

EQUITY SECTOR ALLOCATION



EQUITY COUNTRY EXPOSURE



Sector allocation and country exposure are look through



As of 30/06/2023

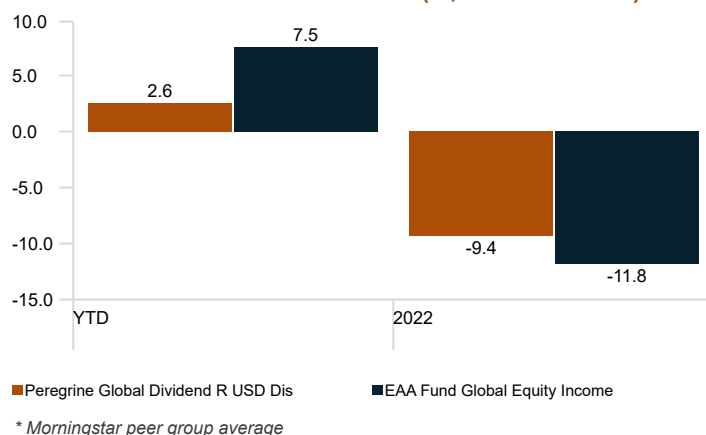
PEREGRINE GLOBAL DIVIDEND FUND (CLASS R)

FUND PERFORMANCE (%)

	Fund	Benchmark
YTD	2.6%	3.8%
1 Year	4.2%	8.0%
Since Launch (ann.)	-2.0%	0.9%

The table above reflects the actual percentage performance of the fund and notional performance of the benchmark, based on a lump sum contribution on the launch date of the fund. Performance of both the fund and the benchmark is annualised over periods longer than one year. Performance is shown net of all fund charges and expenses and includes the reinvestment of distributions.

CALENDAR YEAR PERFORMANCE (% , PEER GROUP*)



MONTHLY PERFORMANCE (AFTER FEES)

	Jan	Feb	Mar	Apr	May	Jun	Jul	Aug	Sep	Oct	Nov	Dec	YTD
2023	2.3%	-3.6%	2.5%	1.6%	-3.7%	3.6%							2.6%
2022	-2.9%	-0.9%	3.0%	-5.3%	1.4%	-6.3%	2.6%	-3.3%	-7.3%	5.3%	7.0%	-1.9%	-9.4%

RISK STATISTICS SINCE LAUNCH

	Fund	Peer Group Avg
Standard Deviation (annualised)	14.6%	20.0%
Sharpe Ratio (annualised)	-0.11	-0.48
Maximum Drawdown	-18.0%	-32.8%
Positive Months (%)	52.4%	47.6%

Standard Deviation: statistical measurement of the dispersion of fund returns relative to its own average return over the measured period.

Sharpe Ratio: a measure of how much risk a fund had to bear to earn excess return over the risk-free rate. The higher the Sharpe Ratio, the better the fund's historical riskadjusted return.

Maximum Drawdown: the fund's maximum peak to trough decline during the measured period, as a percentage.

Positive Months: the number of months the fund delivered a positive return during the measured period, as a percentage.

Risk statistics are calculated using the monthly return series for funds with an intramonth launch date

TOTAL INVESTMENT CHARGES Since Launch - 31 March 2023 (three year annualised)

Total Expense Ratio (TER)	1.37%	of the value of the fund was incurred as expenses relating to the administration of the fund. No performance fees are charged
Transaction Costs (TC)	0.11%	of the value of the fund was incurred as costs relating to the buying and selling of the assets underlying the fund
Total Investment Charges (TER + TC)	1.48%	of the value of the fund was incurred as costs relating to the investments of the fund
TER FY-End Dec 2022	1.39%	of the value of the fund was incurred as expenses relating to the administration of the fund

The TER and Transaction Costs cannot be determined accurately because of the short life span of the Financial Product. Calculations are based on actual data where possible and best estimates where actual data is not available.

INVESTMENT ADVISOR COMMENTARY

The Peregrine Global Dividend Fund ('the fund') was up 1.4% in Q2-2023, as its benchmark (MSCI World High Dividend Yield Index) rose 2.1%. At sector level, the fund benefitted from underweight allocation to financials and real estate. Detractors included overweight allocations to consumer staples and healthcare. At stock level, the largest contributors to the fund's performance included exposure to Broadcom, Nintendo, Eli Lilly and Netapp. Detractors included positions in AbbVie, Newmont, Amazon, and BHP. The fund's dividend yield at June month-end was 3.3% versus 2.4% for the MSCI World Index.

**INFORMATION & DISCLOSURES****About the fund and custodian**

This fund is a separate cell of Peregrine Global Funds PCC Limited ("the company"), a protected cell company registered in Guernsey, registration number 54802, and authorised by the Guernsey Financial Services Commission ("GFSC") under the Protection of Investors (Bailiwick of Guernsey) Law, 2020 and the Authorised Collective Investment Schemes (Class B) Rules and Guidance, 2021. The fund has also been approved by the Financial Sector Conduct Authority in terms of section 65 of the Collective Investment Schemes Control Act, 2002 ("CISCA"). H4 Collective Investments (RF) (Pty) Ltd is the South African representative for this fund. The custodian of the fund is Northern Trust (Guernsey) Limited (tel: +44 1481 745 000) and the administrator is Northern Trust International Fund Administration Services (Guernsey) Limited.

About the manager and investment advisor

The company has appointed Peregrine Guernsey Limited ("the manager"), registration number 36784, as the principal manager and investment manager of the fund. The manager's registered address is PO Box 255, Trafalgar Court, Les Banques, St Peter Port, Guernsey, C.I., GY1 3QL (tel: +44 1481 758 600). The manager is licensed by the GFSC as an investment manager. Peregrine Guernsey Limited is a subsidiary of Peregrine Holdings Limited. The company has also appointed Citadel Investment Services Proprietary Limited ("Citadel"), registration number 1996/006847/07, as the investment advisor of the fund. Citadel is licensed as a financial services provider in terms of the Financial Advisory and Intermediary Services Act, 2002. Citadel Asset Management is the asset management division of Citadel.

Risk warning

The risk and return profile of a fund illustrates the amount of risk undertaken by an investor in the hope of achieving a particular return on an investment. The generally accepted principle is that potential return rises with an increase in risk. The risk and return profile on the face of this document is based on the historical performance of the fund. In addition to the risk warnings included elsewhere in this document, it is important to note that there are many other risks associated with investing in collective investments. These can include but are not limited to the following: general market risks (such as general movements in interest rates; external factors [war, natural disasters and such like]; changes to the law and regulatory frameworks; governmental policy changes; global, regional or national economic developments), risks related to a specific security (like the possibility of a company's credit rating being downgraded); and loss in the purchasing power of an investment as a result of an increase in the price of consumer goods (known as inflationary risks).

This fund invests in foreign securities. There are potential material risks associated with investing in foreign securities. These include but are not limited to: potential constraints on liquidity and the repatriation of funds, macroeconomic risks, political and social instability, foreign exchange risks, tax risks, settlement risks and potential limitations on the availability of market information, all of which may have an impact on fund performance. In addition, risks associated with investing in emerging markets (which are generally less mature than those in developed markets) include but are not limited to currency risks, the possibility of expropriation, confiscatory taxation or nationalisation of assets and the establishment of foreign exchange controls which may include the suspension of the ability to transfer currency from a given country.

Derivatives

If this fund has exposure to derivatives, this fact and the level of exposure will be specified within this document. Where this fund invests in other funds which use derivatives, those underlying derivative exposures will not be contained in this document. Derivatives derive their value from the value of an underlying asset. Investing in derivatives involves risk because depending on how the derivative is structured, the fund's losses or gains may be unlimited. To prevent this, the fund's derivative positions must be "covered" at all times. This means that the fund must always hold the underlying asset on which the derivative is based, or have sufficient cash or "margin" to deliver if the fund's derivative positions move against it. If derivatives are used in this fund, the cash/cash equivalent shown in the asset allocation section includes the portion allocated to "margin" for covering derivative positions and such portion of cash/cash equivalent is therefore not available for use by the manager. Other asset classes shown in the asset allocation section represent the market value of those assets and must be read together with the derivative holdings disclosure. The use of derivatives in collective investment schemes is governed by regulation. Derivatives can be used only for efficiency in portfolio management, for increasing a fund's yield, or to protect the fund against losses if the value of the shares or instruments invested in, or the market, falls. They may not be used for speculating or for enhancing the return of the fund by using gearing. The most common derivatives are options (puts and calls) and futures.

Total Expense Ratio (TER) and Transaction Costs (TC)

A higher TER does not necessarily imply a poor return, nor does a low TER imply a good return. The current TER may not necessarily be an accurate indication of future TERs. The TER does not include Transaction Costs, which are shown separately. Transaction Costs are a necessary cost in administering the fund and impacts fund returns. It should not be considered in isolation as returns may be impacted by many other factors over time including market returns, the type of financial product, the investment decisions of the investment manager and the TER.

General disclosures

This document is the minimum disclosure document required by Board Notice 92 of 2014 published by the Financial Sector Conduct Authority under the Collective Investment Schemes Control Act 45 of 2002. Collective investment schemes are generally medium to long-term investments. The value of participatory interests or the investment may go down as well as up. Past performance is not necessarily a guide to future performance and may not be repeated. Collective Investment Schemes are traded at ruling prices and can engage in borrowing and scrip lending. A schedule of fees and charges and maximum commission is available on request from the manager. Neither the manager, the company nor Citadel, provides any guarantee either with respect to the capital or the return of the fund. The manager has the right to close the portfolio to new investors in order to manage it more efficiently in accordance with its mandate. Where any forecasts or commentary about the expected future performance of asset classes or the market in general are made in this document, please note that neither the manager, the company nor Citadel guarantee that such forecasts or commentary will occur. Where this fund invests into other funds ("underlying funds"), delays in reporting by such underlying funds may impact on the accuracy of the asset allocation and country/sector allocation disclosures.

Performance disclosures

The performance calculated and shown is that of the portfolio. Individual investor performances may differ as a result of initial fees (if applicable), the actual investment date, the date of reinvestment and dividend withholding tax. Where periods of longer than one year are used in calculating past performance, certain figures may be annualised. Annualisation is the conversion of a rate of any length of time into a rate that is reflected on an annual basis. All since-inception performance returns are calculated from the launch date of the portfolio.



As of 30/06/2023

PEREGRINE GLOBAL DIVIDEND FUND (CLASS R)

Calculation of the NAV and price

The value of participatory interests is calculated on a NAV basis. The NAV is the total value of all assets in the portfolio including any income accruals and less any deductible expenses (which may include audit fees, brokerage, service fees, securities transfer tax and bank charges). Forward pricing is used. The price of participatory interests is calculated by dividing the NAV by the number of participatory interests in issue. The fund is available via certain LSPs, who levy their own fees. Investors in this fund may thus be liable for an initial fee and/or annual service fee levied by the third party administrator that is not reflected in the initial charge (where applicable) or NAV calculation. Prices are made available on the Peregrine website (www.peregrine.gg) in accordance with the dealing frequency of the fund.

Limitation of liability

This document has been compiled for information purposes only and does not take into account the needs or circumstances of any person or constitute advice of any kind. It is not an offer to sell or an invitation to invest. The information and opinions in this document have been recorded by the manager and Citadel in good faith from sources believed to be reliable, but no representation or warranty, express or implied, is made as to their accuracy, completeness or correctness. Neither Citadel, the company, nor the manager accordingly accept any liability whatsoever for any direct, indirect or consequential loss arising from the use of this document or its contents.

Complaints process

Any complaint must be set out in writing and sent to the manager's physical address, No. 1 Upper Ground Floor, Royal Terrace, Royal Avenue, St Peter Port, Guernsey GY1 2HL, and include all relevant information and documents in the complainant's possession. The complaint must be addressed to the manager's compliance officer and posted or hand-delivered to the manager's physical address above or sent by email to info@peregrine.gg. The complaint will be investigated internally and the complainant will be advised of the outcome of the complaint.

Additional information

The core scheme particulars of the Peregrine Global Funds PCC Limited, as well as the supplemental particulars pertaining to the fund are available free of charge from the manager. Should you so require, the application form and annual report will be provided to you free of charge. Any offering is made only pursuant to the relevant offering document, together with the current financial statements of the relevant fund, and the relevant subscription application forms, all of which must be read in their entirety together with the core and supplemental particulars of the fund as well as the "Schedule of Similarities and Differences" available on the website. Where this fund uses a composite benchmark, the composite benchmark is calculated by Citadel. Prior to investing, investors should seek independent legal and investment advice from suitably qualified and regulated advisors.

Citadel is a member of ASISA. Figures quoted are from the manager, Citadel, Bloomberg, Morningstar, MSCI, ICE Data Indices and S&P Dow Jones Indices LLC.

This document is not approved, endorsed, reviewed or produced by MSCI. None of the MSCI data is intended to constitute investment advice or a recommendation to make (or refrain from making) any kind of investment decision and may not be relied on as such. MSCI ESG Research LLC's ("MSCI ESG") Fund Metrics products provide environmental, social and governance data with respect to underlying securities within more than 23,000 multi-asset class Mutual Funds and ETFs globally. MSCI ESG is a Registered Investment Adviser under the Investment Advisers Act of 1940. MSCI ESG materials have not been submitted to, nor received approval from, the US SEC or any other regulatory body. MSCI makes no express or implied warranties or representations and shall have no liability whatsoever with respect to any MSCI data contained herein. The MSCI data may not be further redistributed or used as a basis for other indices or any securities or financial products.

ICE Data Indices, LLC ("ICE DATA") are used with permission. ICE DATA, its affiliates and their respective third party suppliers disclaim any and all warranties and representations, express and/or implied, including any warranties of merchantability or fitness for a particular purpose or use, including the indices, index data and any data included in, related to, or derived therefrom. Neither ICE DATA, its affiliates nor their respective third party suppliers shall be subject to any damages or liability with respect to the adequacy, accuracy, timeliness or completeness of the indices or their the index data or any component thereof, and the indices and index data and all components thereof are provided on an "as is" basis and your use is at your own risk. ICE DATA, its affiliates and their respective third party suppliers do not sponsor, endorse or recommend the company, the manager or any of their products or services.

Copyright © 2020 S&P Dow Jones Indices LLC. All rights reserved. S&P 500 is a registered trademark of Standard & Poor's Financial Services LLC ("S&P"). This trademark together with others has been licensed to S&P Dow Jones Indices LLC. Redistribution or reproduction in whole or in part is prohibited without written permission.

Please speak to your advisor should you require any additional information on this portfolio. The General Investor Report is published quarterly on Peregrine's website (www.peregrine.gg). This fund has been developed solely by Peregrine Global Funds PCC Limited.